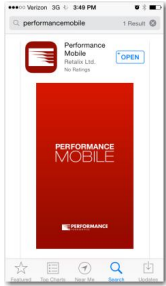


PERFORMANCEMOBILE | MOBILE ORDERING

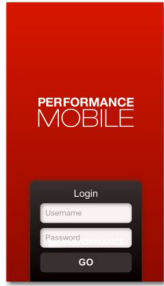
DOWNLOAD THE APP/LOGIN

From any Mobile device, go to your app store and search **PerformanceMobile** (no spaces). Tap to **download** the app.

Once installed, tap the app to open. Enter your **Username** and **Password** (provided by Performance Foodservice) then tap **Go**. You are directed to the PerformanceMobile Dashboard.



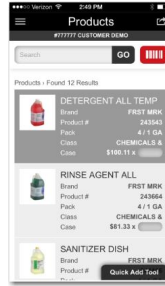
Download



Login



Tap



Explore

BASIC NAVIGATION/SIDEBAR

Once inside the app, swipe right to reveal the Sidebar. Tap Sidebar icon to visit that area.



Tap  to reveal previous Menu

Tap  to go back a page

Dashboard - main screen when you login also the first icon on the Sidebar

Messages - not functional at this time

Products - search/scan products to view detailed product information and images

Orders - view orders/create new orders

Invoices - view invoices and credits

Customers - view/change customers

Settings - change language/view basic app configurations

Logout - logout of the app (may need to swipe up)

ORDER GUIDE SELECTION

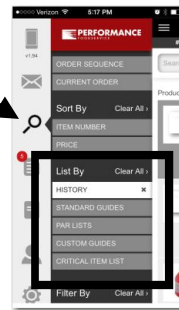
Swipe right to reveal Sidebar, tap Products icon to view Order Guides

History Guide contains items that have been ordered in the past.

Standard Guide or **Bid** contains items approved by your Corporate office and maintained by Performance Foodservice on our main system.

Custom Guide contains items added to a custom guide created by you or Your Area Manager

Critical Items List contains items you've tagged as critical that appear as an alert at the end of an order

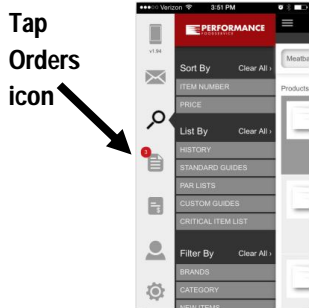


CREATE AN ORDER

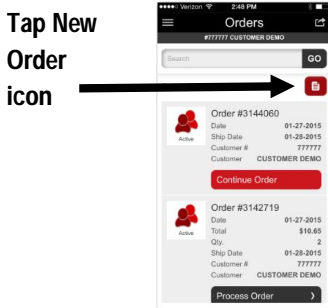
Ensure you have the right **Customer** selected. If applicable, tap the Customers icon to view and select the desired customer.

SEARCHING ITEMS

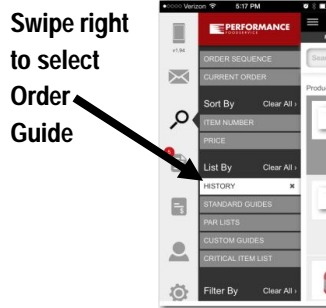
Swipe right to reveal Sidebar and tap Products icon. Type part of Item name or number, tap Go.



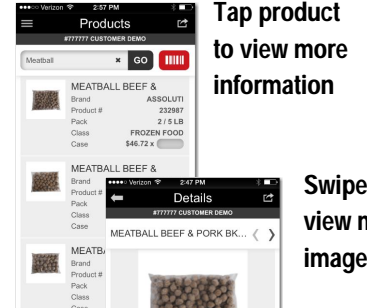
Tap Orders icon



Tap New Order icon

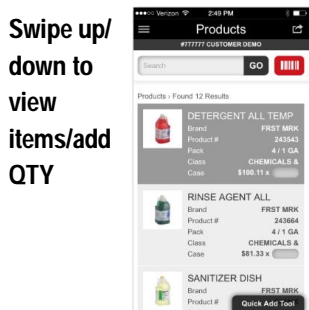


Swipe right to select Order Guide

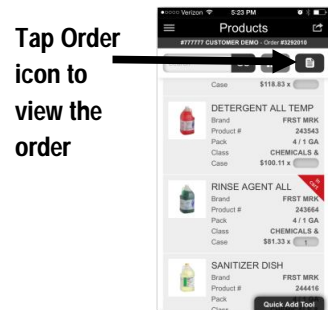


Tap product to view more information

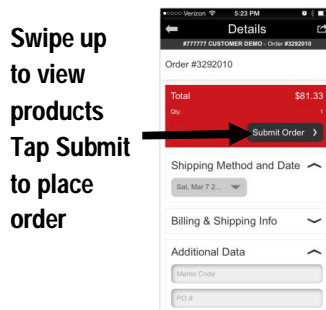
Swipe left to view more images



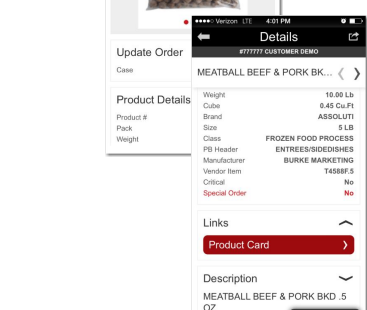
Swipe up/down to view items/add QTY



Tap Order icon to view the order



Swipe up to view products Tap Submit to place order



Swipe up to view Product Card